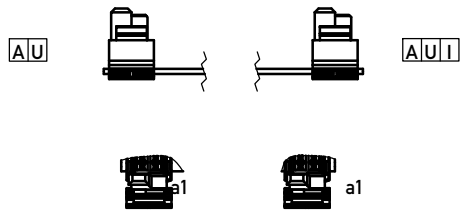
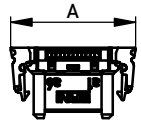
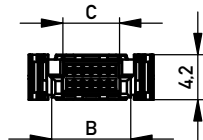
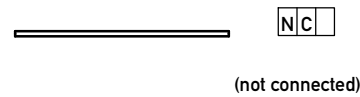
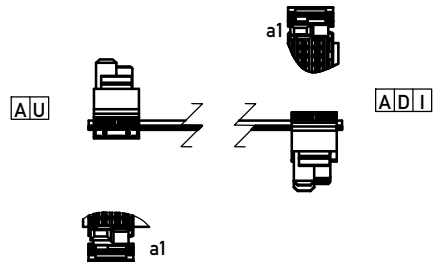
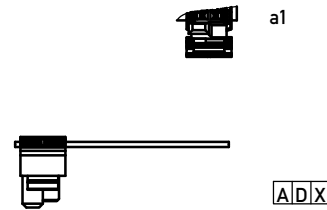
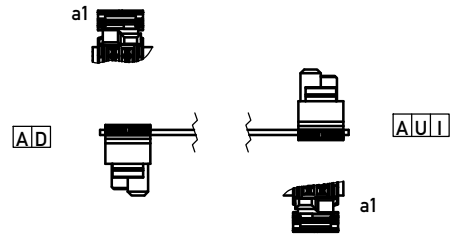
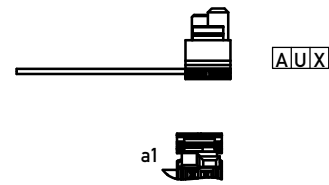


Attachment & Connector Orientation

1:1 connection type I
 Connector #1 Connector #2

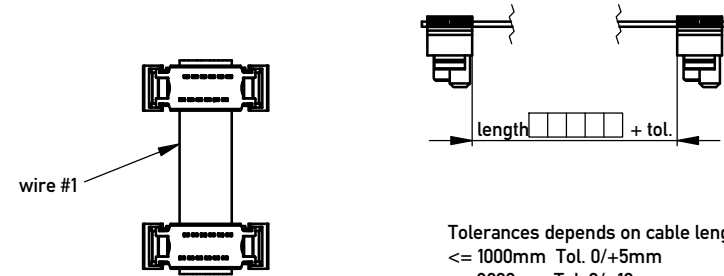


1:2 Crossed connection type X
 Connector #2 will be 180° rotated



No. of Pin	Dim A	Dim B	Dim C
16	13,30	9,00	6,90
26	17,30	13,00	10,90
40	22,90	18,60	16,50
50	26,90	22,60	20,50

Wire Counting & Flat Cable Specification

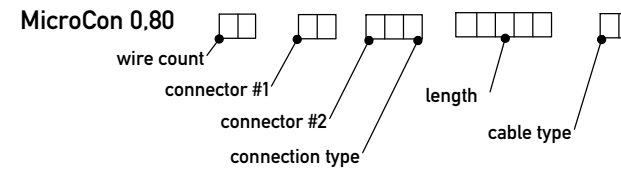


Tolerances depends on cable length:
 <= 1000mm Tol. 0/+5mm
 <= 3000mm Tol. 0/+10mm
 > 3000mm Tol. 0/+20mm

Available wire count
16
26
40
50

Available cable type				
code	cable type	AWG	wire #1 colour	temp range (static)
PV	PVC	34/1	red	-20°/+105°C

Product Code



Example for a 1:2 connection cable assembly: MicroCon 0,80 50 AU AUX 1250 PV

Example for a 1:1 connection cable assembly: MicroCon 0,80 50 AU AUI 1250 PV

Information: All rights reserved. Only for Information. To ensure that this is the latest version of this drawing, please contact one of the ERNI companies before using.	Tolerances All Dimensions in mm	Scale 2:1	Designation MicroCon Kabelkonfektion
	Subject to modification without prior notice. Drawing will not be updated.	www.ERNI.com	
b Index	22.06.2017 Date	Class	

Copyright by ERNI Production GmbH & Co., KG
 Proprietary notice pursuant to ISO 9004 to be observed.